

ATLANTA ARTC CENTER

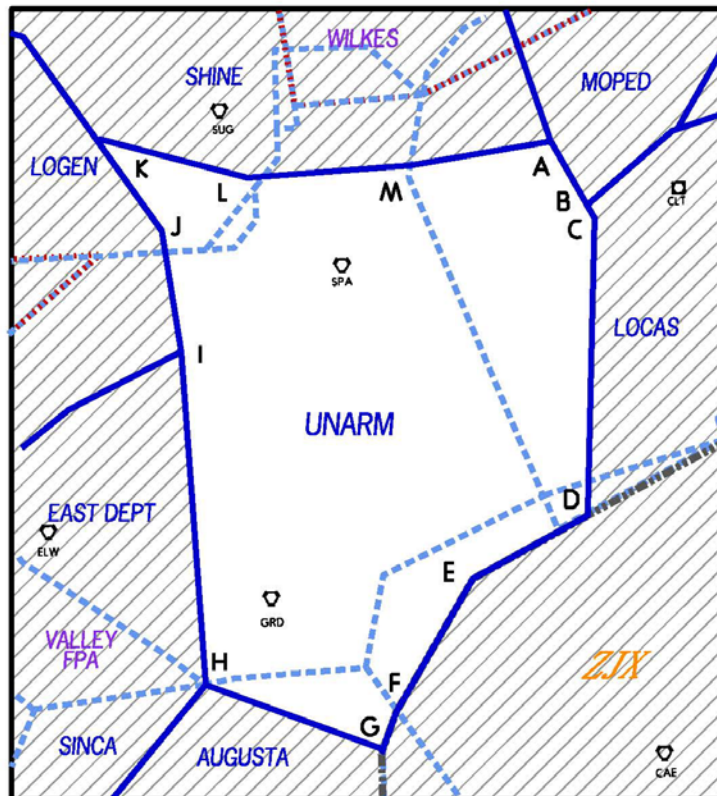
SECTOR 31
UNARM LOW
11,000 - FL230

135.35/263.125

Effective: May 26, 2016

A	35	18	00/81	18	50	H	34	03	15/82	21	00
B	35	09	09/81	13	13	I	34	50	20/82	23	40
C	35	06	52/81	11	47	J	35	07	00/82	26	30
D	34	26	00/81	14	30	K	35	20	17/82	37	00
E	34	17	37/81	34	28	L	35	14	13/82	11	26
F	33	59	07/81	48	16	M	35	15	18/81	43	16
G	33	53	20/81	51	00						

to point of beginning



ATLANTA ARTC CENTER

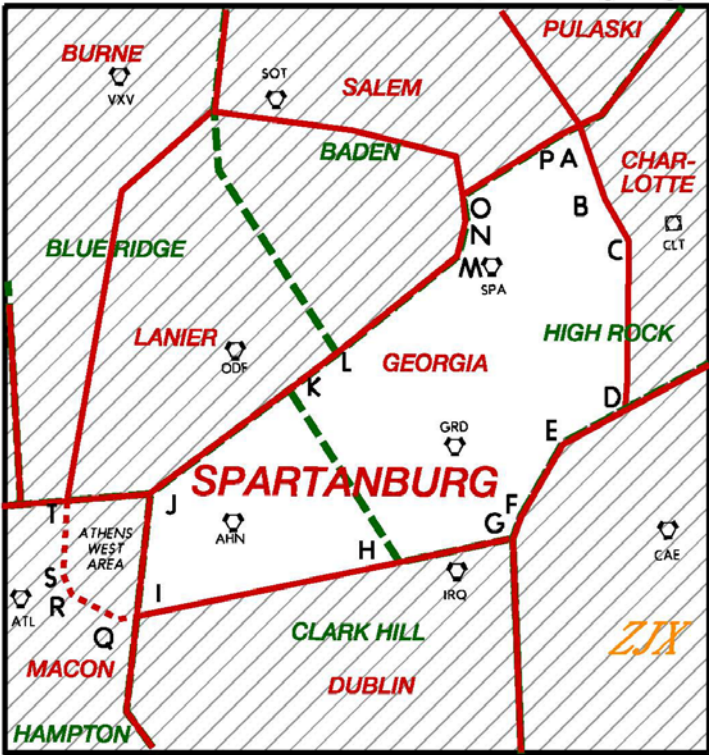
SECTOR 32
SPARTANBURG HIGH
FL240 - FL290
125.625/269.1

Effective: May 26, 2016

A 35 37 45/81 26 10	I 33 32 33/83 50 01
B 35 18 00/81 13 13	J 34 04 35/83 45 15
C 35 06 52/81 11 47	K 34 32 50/82 59 23
D 34 26 00/81 14 30	L 34 40 58/82 45 57
E 34 17 37/81 34 28	M 35 05 00/82 06 00
F 33 59 07/81 48 16	N 35 14 00/82 03 00
G 33 53 20/81 51 00	O 35 21 30/82 04 15
H 33 47 53/82 26 26	P 35 35 10/81 33 15
	to point of beginning

ATHENS WEST AREA

J 34 04 35/83 45 15	R 33 38 25/84 10 14
I 33 32 33/83 50 01	S 33 43 38/84 12 51
Q 33 31 49/83 55 48	T 34 03 00/84 11 30
	to point of beginning



ATLANTA ARTC CENTER

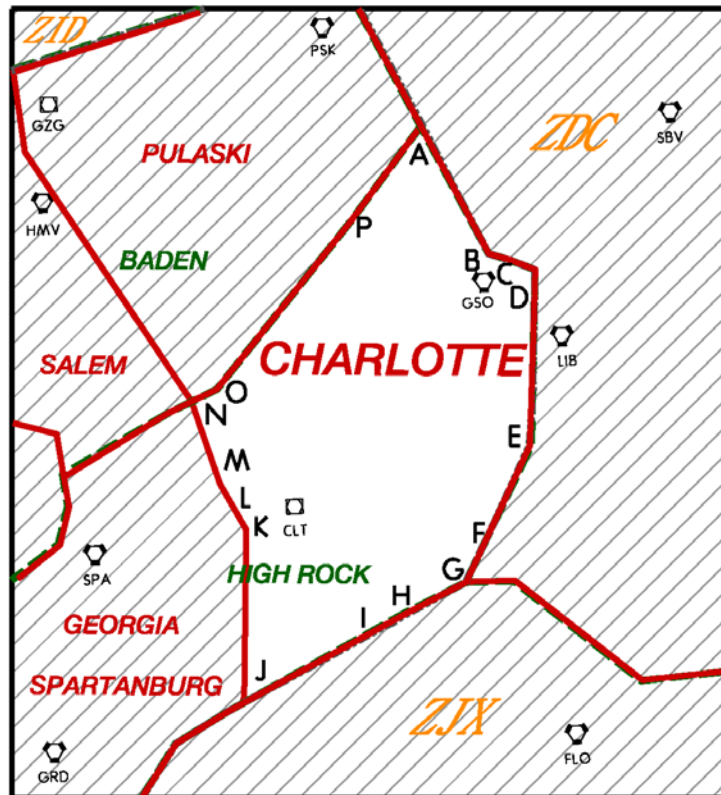
SECTOR 33 CHARLOTTE HIGH FL240 - FL340

124.425/323.025

Effective: June 22, 2017

A	36	41	15/80	15	34	J	34	26	00/81	14	30
B	36	09	15/79	57	00	K	35	06	52/81	11	47
C	36	08	00/79	52	00	L	35	09	09/81	13	13
D	36	05	20/79	44	40	M	35	18	00/81	18	50
E	35	23	00/79	48	15	N	35	37	45/81	26	10
F	35	07	00/79	59	39	O	35	40	30/81	18	40
G	34	51	20/80	08	50	P	36	18	41/80	38	01
H	34	43	30/80	31	00						
I	34	42	11/80	34	41						

to point of beginning

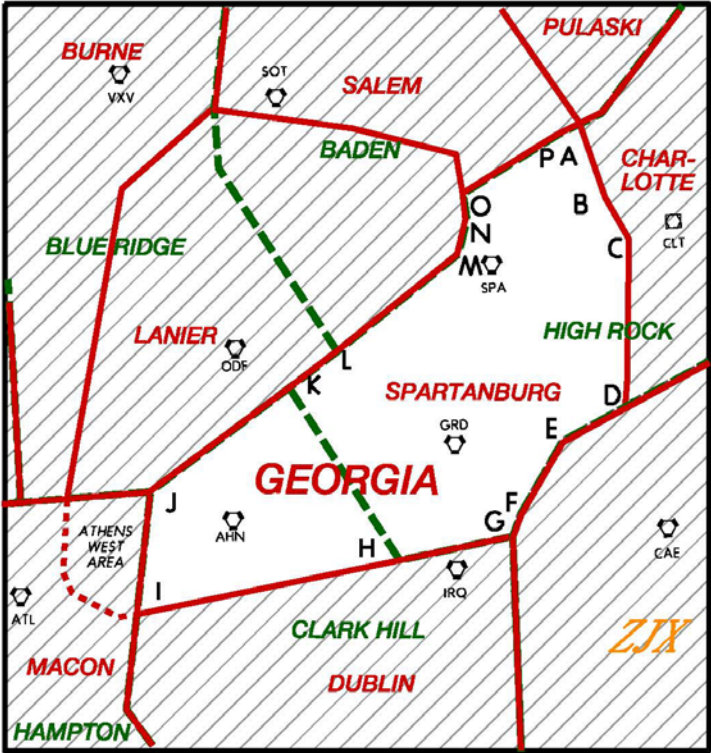


ATLANTA ARTC CENTER

SECTOR 34
GEORGIA HIGH
FL300 - FL340
120.425/327.15
Effective: May 26, 2016

A	35	37	45/81	26	10	I	33	32	33/83	50	01
B	35	18	00/81	13	13	J	34	04	35/83	45	15
C	35	06	52/81	11	47	K	34	32	50/82	59	23
D	34	26	00/81	14	30	L	34	40	58/82	45	57
E	34	17	37/81	34	28	M	35	05	00/82	06	00
F	33	59	07/81	48	16	N	35	14	00/82	03	00
G	33	53	20/81	51	00	O	35	21	30/82	04	15
H	33	47	53/82	26	26	P	35	35	10/81	33	15

to point of beginning



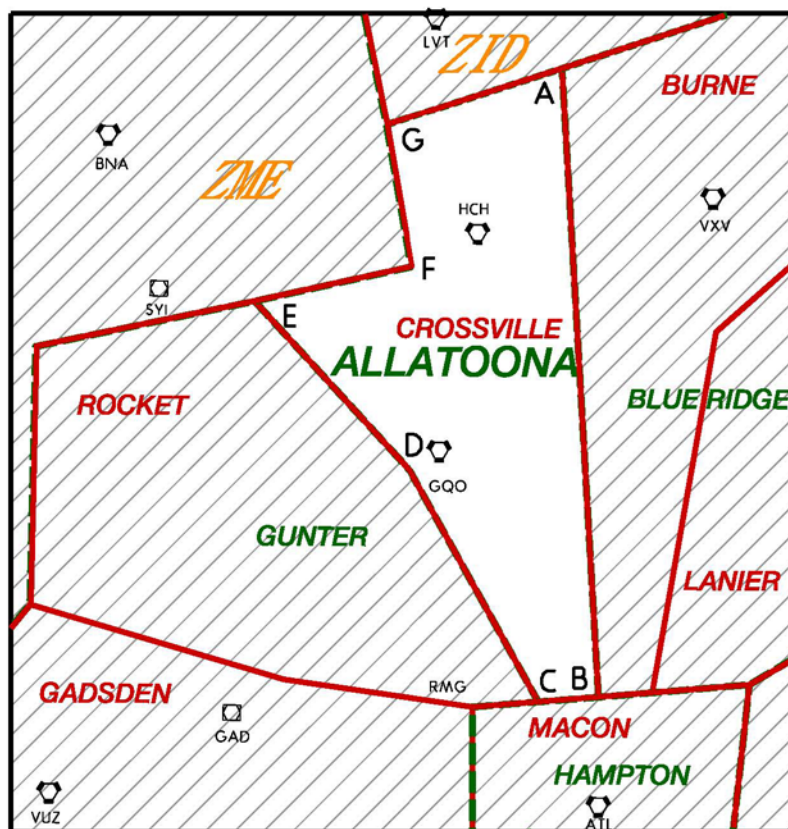
ATLANTA ARTC CENTER

SECTOR 36 ALLATOONA ULTRA HIGH FL350 AND ABOVE

124.875/257.675

Effective: February 8, 2005
Revised: June 25, 2015

A 36 23 45/84 35 00
B 34 02 06/84 26 00
C 34 01 06/84 42 12
D 34 53 00/85 17 00
E 35 31 00/86 00 00
F 35 39 00/85 17 00
G 36 11 00/85 24 00
to point of beginning

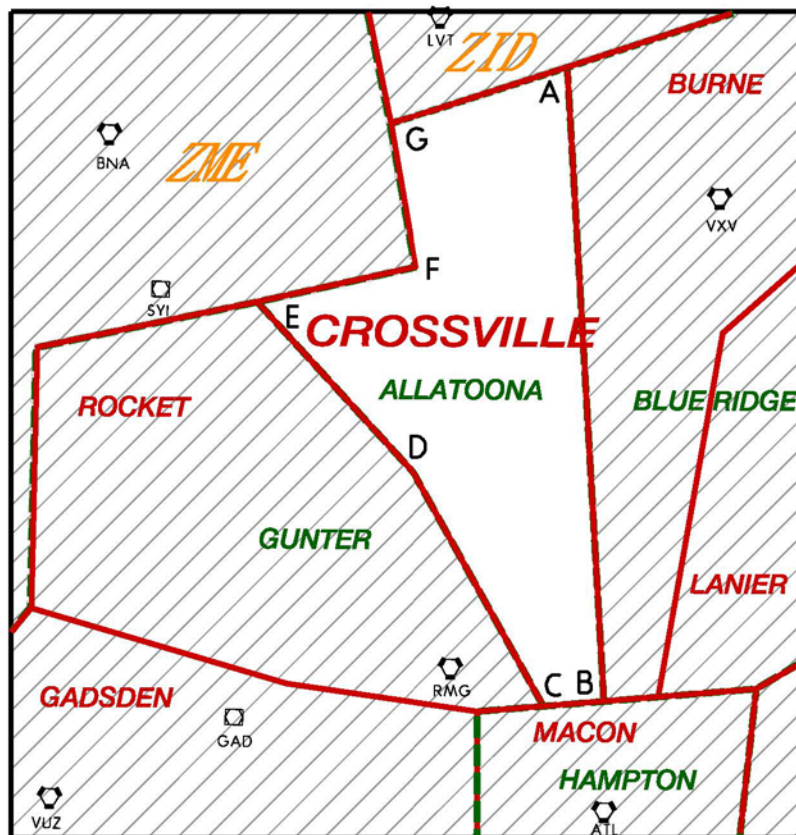


ATLANTA ARTC CENTER

SECTOR 37
CROSSVILLE HIGH
FL240 - FL340
126.675/363.1

Effective: February 8, 2005
Revised: June 25, 2015

A 36 23 45/84 35 00
B 34 02 06/84 26 00
C 34 01 06/84 42 12
D 34 53 00/85 17 00
E 35 31 00/86 00 00
F 35 39 00/85 17 00
G 36 11 00/85 24 00
to point of beginning



ATLANTA ARTC CENTER

SECTOR 38

NORTH DEPARTURE LOW

SURFACE - FL230

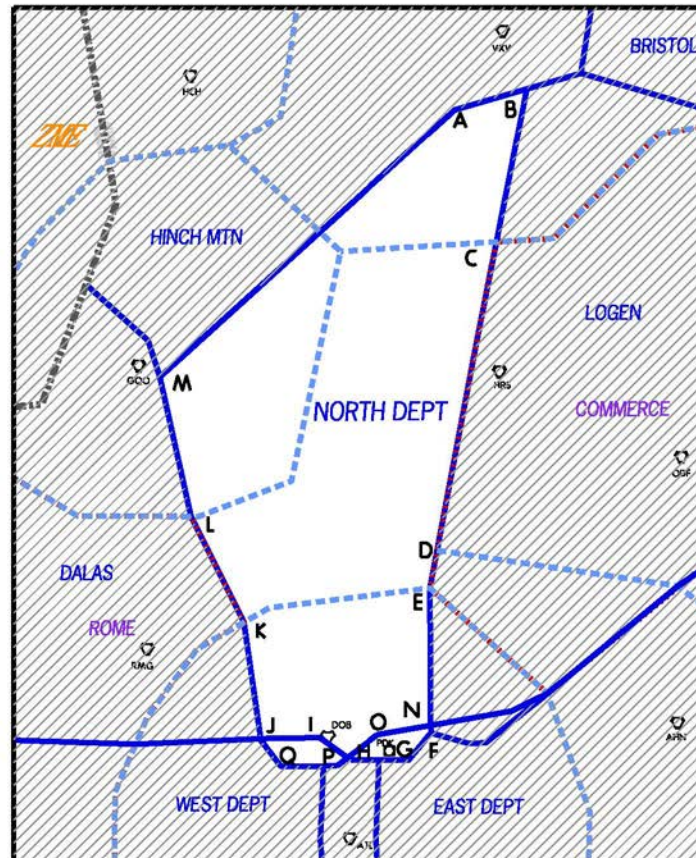
Effective: December 10, 2015

133.1/342.425

A	35	41	00/84	03	45	J	33	54	20/84	44	00
B	35	44	29/83	48	45	K	34	14	20/84	47	30
C	35	18	28/83	55	24	L	34	32	10/84	58	20
D	34	26	18/84	08	00	M	34	55	45/85	04	48
E	34	20	00/84	09	30	N	33	56	43/84	09	30
F	33	55	30/84	09	30	O	33	55	11/84	20	30
G	33	51	00/84	14	00	P	33	50	00/84	28	36
H	33	51	00/84	25	49	Q	33	50	00/84	40	00
I	33	54	44/84	32	00						

to point of beginning

EAST OP: A,B,C,D,E,F,G,H,I,J,K,L,M, to A
WEST OP: A,B,C,D,E,N,O,P,Q,J,K,L,M, to A



ATLANTA ARTC CENTER

SECTOR 39

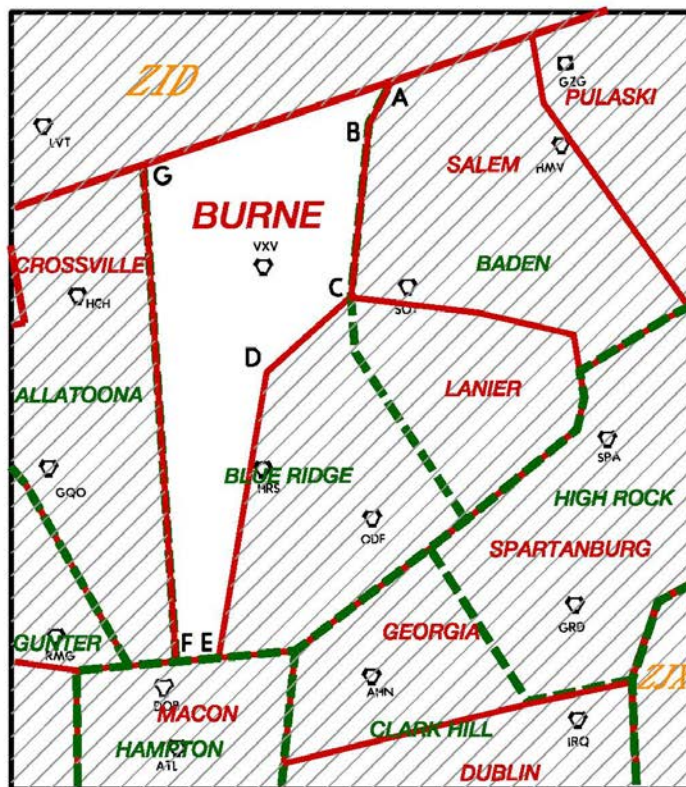
BURNE HIGH

FL240 - FL340

125.925/269.175

Effective: October 15, 2015
Revised: May 26, 2016

A 36 45 53/83 06 43
B 36 34 18/83 14 58
C 35 45 00/83 23 00
D 35 24 00/83 53 00
E 34 03 00/84 11 30
F 34 02 06/84 26 00
G 36 23 45/84 35 00
to point of beginning



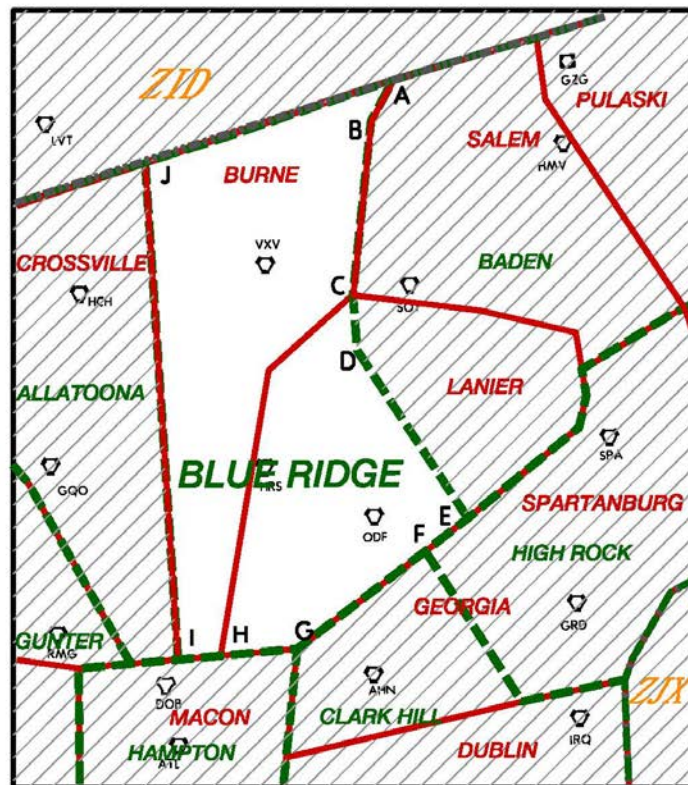
ATLANTA ARTC CENTER

SECTOR 40 BLUE RIDGE ULTRA HIGH FL350 AND ABOVE

Effective: October 15, 2015
Revised: May 26, 2016

A	36	45	53/83	06	43	134.075/282.225
B	36	34	18/83	14	58	
C	35	45	00/83	23	00	
D	35	29	00/83	22	00	
E	34	40	58/82	45	57	
F	34	32	50/82	59	23	
G	34	04	35/83	45	15	
H	34	03	00/84	11	30	
I	34	02	06/84	26	00	
J	36	23	45/84	35	00	

to point of beginning



ATLANTA ARTC CENTER

SECTOR 41

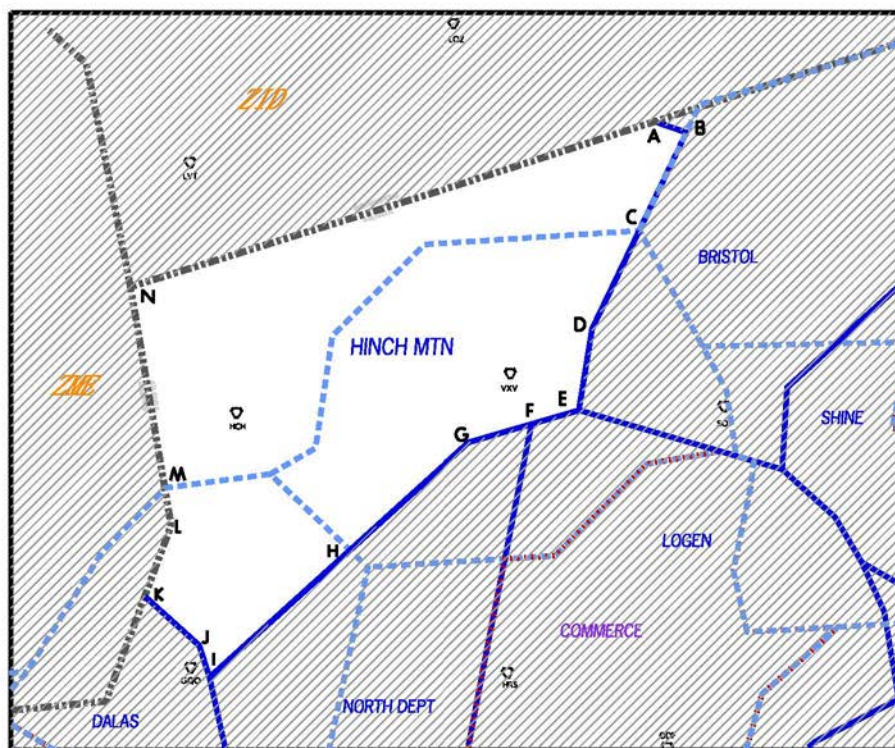
HINCH MOUNTAIN LOW SURFACE - FL230

Effective: June 25, 2015

133.6/254.3

A	36	42	40/83	19	10
B	36	40	20/83	11	00
C	36	21	30/83	22	30
D	36	03	45/83	33	38
E	35	47	00/83	37	30
F	35	44	29/83	48	45
G	35	41	00/84	03	45
H	35	20	10/84	31	40
I	34	55	45/85	04	48
J	35	01	54/85	07	16
K	35	11	18/85	20	04
L	35	25	00/85	14	00
M	35	32	15/85	15	30
N	36	11	00/85	24	00

to point of beginning



ATLANTA ARTC CENTER

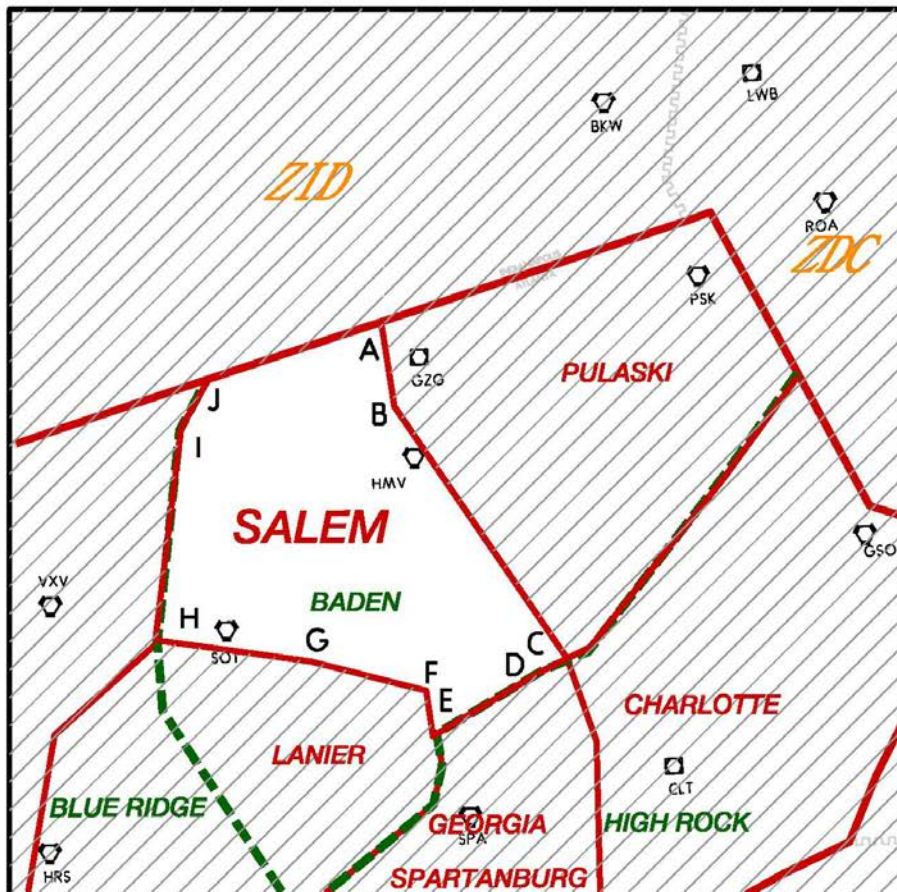
SECTOR 42
SALEM HIGH
FL240 - FL340

120.725/353.575

Effective: October 15, 2015

A	36	57	35/82	15	20	F	35	31	47/82	05	57
B	36	38	10/82	12	34	G	35	39	20/82	38	50
C	35	37	45/81	26	10	H	35	45	00/83	23	00
D	35	35	10/81	33	15	I	36	34	18/83	14	58
E	35	21	30/82	04	15	J	36	45	53/83	06	43

to point of beginning



ATLANTA ARTC CENTER

SECTOR 43
PULASKI HIGH
FL240 - FL340

132.975/307.35

Effective: October 15, 2015

A 37 19 55/80 38 00
B 36 40 00/80 15 00
C 36 18 41/80 38 01
D 35 40 30/81 18 40
E 35 37 45/81 26 10
F 36 38 10/82 12 34
G 36 37 35/82 15 20
H 37 18 15/80 44 45
to point of beginning

